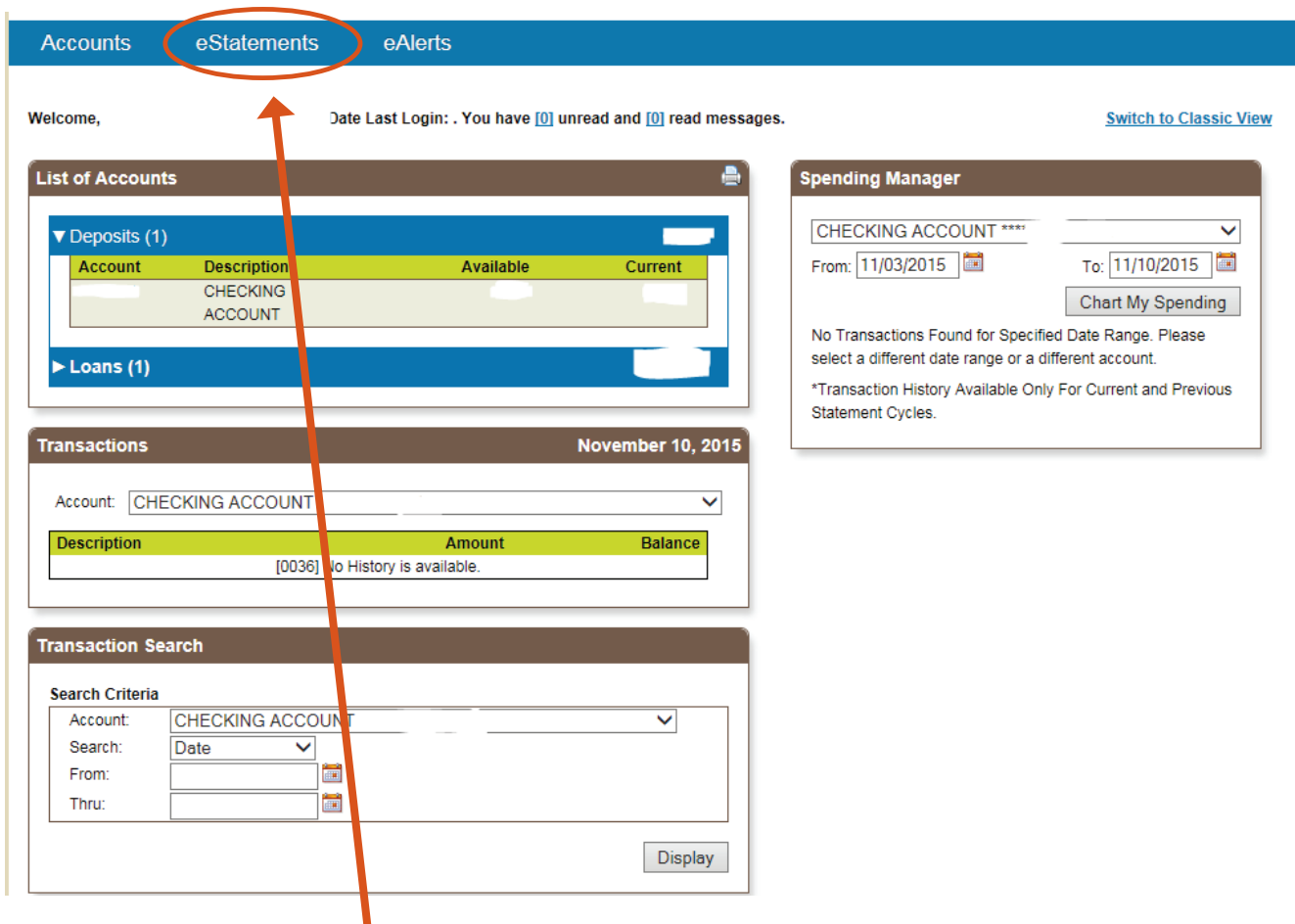


Signing up for eStatements when you *already* have online banking

1. Sign in to your online banking:



Accounts **eStatements** eAlerts

Welcome, Date Last Login: . You have **0** unread and **0** read messages. [Switch to Classic View](#)

List of Accounts

▼ Deposits (1)

Account	Description	Available	Current
	CHECKING ACCOUNT		

► Loans (1)

Spending Manager

CHECKING ACCOUNT ****

From: 11/03/2015 To: 11/10/2015

[Chart My Spending](#)

No Transactions Found for Specified Date Range. Please select a different date range or a different account.

*Transaction History Available Only For Current and Previous Statement Cycles.

Transactions November 10, 2015

Account: CHECKING ACCOUNT

Description	Amount	Balance
[0036] No History is available.		

Transaction Search

Search Criteria

Account: CHECKING ACCOUNT

Search: Date

From: Thru:

[Display](#)

From this page, click on “eStatements” on the top of the page.

Continued on next page.

2. It will take you to this screen:

eStatements Enrollment - Accept Disclosure Agreement

Read the disclosure and choose "I agree" below to access your statements electronically.

[Print](#)


eStatements Disclosure

Electronic Delivery of Statements

By completing the consent agreement you agree to permit Home Savings Bank ("The Bank") to make disclosures and provide notices to you in electronic form, instead of providing such notices and disclosures in written form.

Your consent and agreement shall relate to all forms of disclosures and notices required under applicable law as a result of the various agreements between you and the Bank and shall remain valid until such time as you exercise your right to revoke this consent. You elect and authorize us, at our discretion, to electronically deliver your account statement(s) and notices that we are required to provide you under applicable Federal and State statutes and their implementing regulations, as amended from time to time.

Other Federal and State laws and regulations ("laws") may be enacted or amended in the future to provide for electronic delivery of

 Get ADOBE® READER®

Enter the confirmation code contained in this [PDF document](#).

Confirmation Code

Read the disclosure and then click on "PDF document" highlighted in Blue.

3. It will then pull up a PDF document on the screen that looks like this:

Please enter this code - **RYQ27** - into the box labeled "Confirmation Code" and click on the "I Agree" button to complete your enrollment.

Example of Electronic Statement

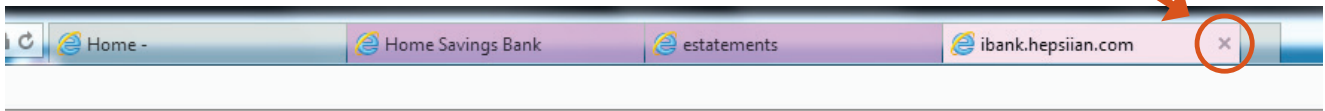
SUMMARY OF YOUR ACTIVITY	
STATEMENT DATE	SEP 23 09
STATEMENT NUMBER	4
BEGINNING BALANCE	810756.46
DEPOSIT AMOUNT	+ 301.00
WITHDRAWAL AMOUNT	- .00
SERVICE CHARGE	- .00
INTEREST PAID	+ 4999.43
ENDING BALANCE	= 816056.87

STOP IN AND CHECK OUT OUR LOW
CAR LOAN RATES, AVAILABLE TO YOU
AT A QUARTER PERCENT DISCOUNT

You will need to write down the code you get in the blue box. You will need this confirmation code on the following screen.

Continued on next page.

4. Then exit out of this screen by clicking the “X” at the top right of your browser tab:



5. It will take you back to this Screen

eStatements Enrollment - Accept Disclosure Agreement

Read the disclosure and choose "I agree" below to access your statements electronically.

[Print](#)

eStatements Disclosure

Electronic Delivery of Statements

By completing the consent agreement you agree to permit Home Savings Bank ("The Bank") to make disclosures and provide notices to you in electronic form, instead of providing such notices and disclosures in written form.

Your consent and agreement shall relate to all forms of disclosures and notices required under applicable law as a result of the various agreements between you and the Bank and shall remain valid until such time as you exercise your right to revoke this consent. You elect and authorize us, at our discretion, to electronically deliver your account statement(s) and notices that we are required to provide you under applicable Federal and State statutes and their implementing regulations, as amended from time to time.

Other Federal and State laws and regulations ("laws") may be enacted or amended in the future to provide for electronic delivery of



Enter the confirmation code contained in this [PDF document](#).

Confirmation Code



Fill in your confirmation code here.

Then select "I Agree".

Continued on next page.

6. Select which account(s) you would like eStatements for. When you are finished, click the “Next” button.

eStatements Enrollment - User Information

Notifications of eStatement availability will be sent to the email address listed below. To update this email address, use the Online Banking Options.

eStatements Enrollment - Select Statement Delivery Options

Your statements will be delivered electronically. If you want to change how you receive a statement, select and check one or more boxes next to the account.

<u>Account Type</u>	<u>Account Number</u>	<u>e-Statement</u>	<u>Paper Statement</u>
---------------------	-----------------------	--------------------	------------------------

Checking

Previous

Next

7. The next page will look similar, it is just confirming the account(s) you have chosen.

eStatements Enrollment - Confirm User Information

Verify your email address. To update this email address, use the Online Banking Options.

e-mail address:

Verify your statement delivery options. Click Previous to return to the Delivery Options page to make changes.

<u>Account Type</u>	<u>Account Number</u>	<u>e-Statement</u>	<u>Paper Statement</u>
---------------------	-----------------------	--------------------	------------------------

Checking

Previous

Enroll

If this is correct, click the “Enroll” button.

You are now enrolled in eStatements!